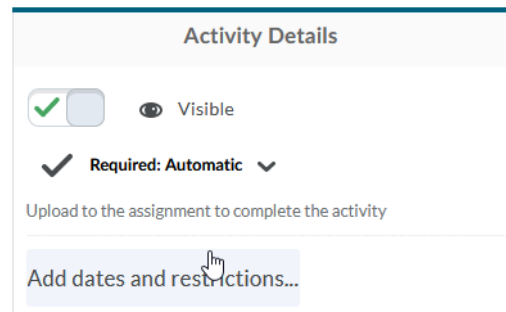


How to set Start Due and End Dates and what they mean

How to set the dates:

To set the dates for an assignment, click onto it, go to the "Activity Details" tab and click onto "Add dates and restrictions...":



What they mean:

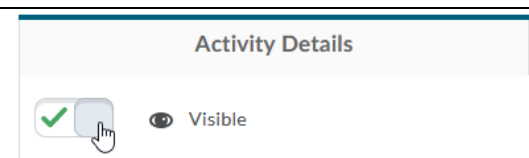
Start Date: The assignment can be viewed and taken after this date. Before, only the title and its dates are visible to students.

Due Date: The assignment should be completed before this date. It is possible to submit afterwards ("late") if the end date is further in the future.

End Date: After this date the assignment cannot be viewed or taken anymore.

How to set visibility?

If you click onto the assignment, you see under the "Activity Details" tab the option: "Visible" means it behaves as described below. "Hidden" (the only other option) means it is not visible to students.



Here a breakdown of all possible combinations:

All the dates are in the future. What happens?

The assignment shows up for the student, but the student cannot click onto it:

Start/Due/End Dates Assignment ▼

Assignment

Due July 3 at 1:30 PM Starts Jul 3, 2020 1:00 PM Ends Jul 3, 2020 2:00 PM

The Start Date is over, the others are not. What happens?

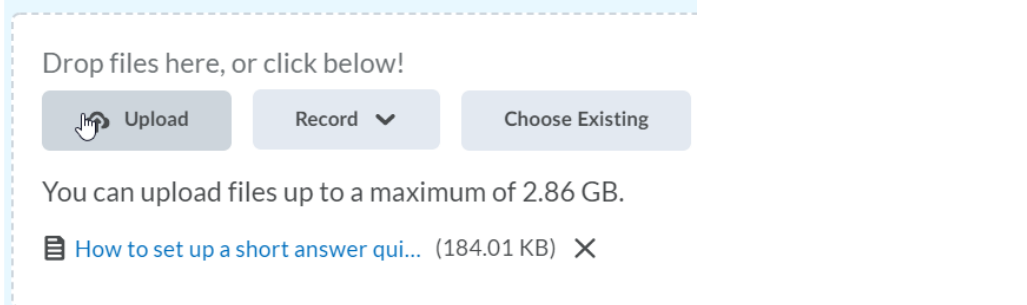
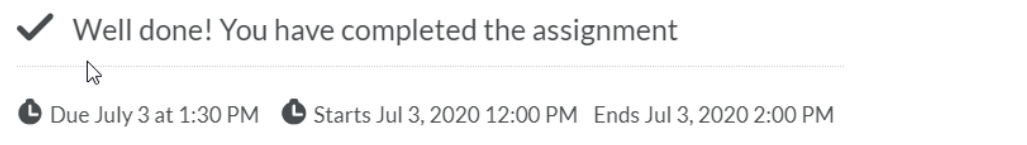

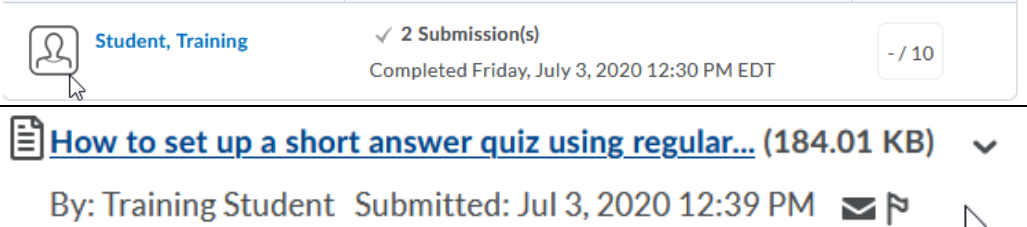
The student can click onto the assignment:

[Start/Due/End Dates Assignment](#) ▼

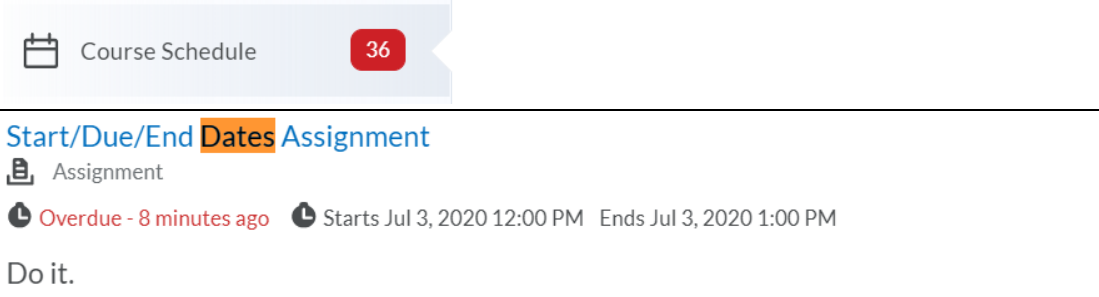
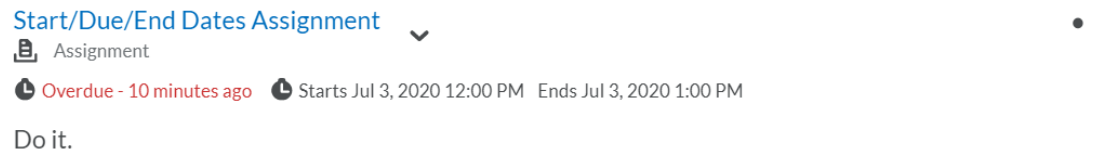
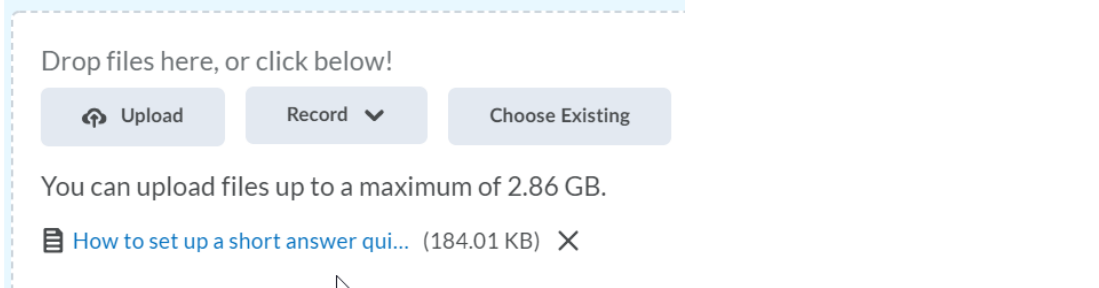
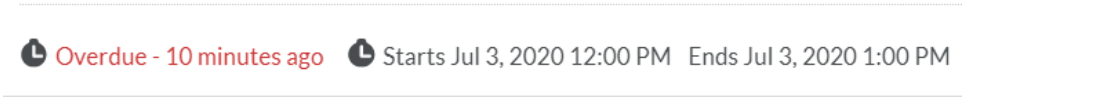
Assignment







Due July 3 at 1:30 PM Starts Jul 3, 2020 12:00 PM Ends Jul 3, 2020 2:00 PM

Do it.




<p>The student can submit files:</p>	
<p>After submitting, the student gets a completion message:</p>	
<p>The submitted attempt shows up for the student:</p>	
<p>The submitted attempt shows up for the instructor (2 submissions because I played around):</p>	

The Start and Due Dates are over, but the End Date is not. What happens?

<p>It will show as overdue in the Course Schedule:</p>	
<p>It will show as overdue in its module under Content:</p>	
<p>A student can still submit:</p>	
<p>It shows as overdue though:</p>	

<p>The instructor gets told it was submitted late:</p>	<div style="display: flex; justify-content: space-between; align-items: flex-start;"> <div style="text-align: center;">  <p>Student, Training</p> </div> <div style="text-align: right;"> <p>✓ 1 Submission(s)</p> <p>Completed Friday, July 3, 2020 12:30 PM EDT</p> <p>Late </p> </div> </div> <hr/> <p>Select a document to view</p> <p> How to set up a short answer quiz using regular... (184.01 KB) ▾</p> <p>By: Training Student Submitted: Jul 3, 2020 12:30 PM  < 1 hr late  </p>
--	---

All dates are over. What happens?

<p>The student cannot click on the assignment anymore. No submissions allowed anymore:</p>	<p>Start/Due/End Dates Assignment ▾</p> <p> Assignment</p> <p> Due 14 minutes ago  Starts Jul 3, 2020 12:00 PM Ends Jul 3, 2020 12:30 PM</p>
---	--